

## Statistician's Report 2007/2008

### *Races*

There has been a healthy level of race participation this year, although slightly lower than previous years. The total number of races entered is 73 compared to 79 last year. The total race mileage has decreased from 656.8 to 593.6.

Phelim is the clear race champion winning both on number of events (11) and on number of race miles (93.4).

OUCH has continued participation in overseas events with events in Germany and the Netherlands featuring strongly this year.

### *Weekly Runs*

Weekly runs are also down: almost halved on Tuesdays from 305 to 165, and a smaller reduction on Thursdays from 617 to 515. Alan, Anu, Victoria and Phelim are top of the leader board on Thursdays, Anu and Stuart on Tuesdays.

### *Handicap Runs*

Handicap statistics show maximum participation (11 runs) for Alan<sup>1</sup>, Stuart, Phelim and Victoria.

### *Chips*

The consumption of chips and beer remains significant.

### *Conclusions and Recommendations*

OUCH members have run quite a lot this year.

Recommendations for the coming year:

- More marathons should be completed by OUCH runners.
- Participation in local events should be encouraged.
- New members should be recruited and retained, particularly on Tuesdays.
- These statistics should be taken into consideration when electing the next committee.

---

<sup>1</sup> Includes one ntt

# OUCH Statistics 2007/08

Event	Distance		Runners	Miles	Tot Miles
Bedford half marathon	13.1	M	3	13.1	39.3
Prospect Park Santa Run	5	k	1	3.1	3.1
Clevedon 4M	4	M	1	4.0	4.0
Wokingham Half Marathon	13.1	M	1	13.1	13.1
Goring 10k	10	k	2	6.2	12.4
Reading Half Marathon	13.1	M	2	13.1	26.2
Maidenhead Easter 10M	10	M	6	10.0	60.0
Bournemouth Bay Half Marathon	13.1	M	3	13.1	39.3
Berlin Half Marathon	13.1	M	1	13.1	13.1
Omloop van Noordwijkerhout	10	k	3	6.2	18.6
Hamburg Marathon	26.2	M	1	26.2	26.2
Charlton-on-Otmoor	4.10	M	1	4.10	4.1
Silverstone 10k	10	k	2	6.2	12.4
Marlow 5M	5	M	3	5.0	15.0
Oxford T&G	10	k	15	6.2	93.2
Bletchingdon	4.26	M	1	4.26	4.3
Otmoor Challenge	13.1	M	3	13.1	39.3
Thames Run	13	k	1	8.1	8.1
Race for Life	5	k	1	3.1	3.1
Wantage Triathlon	12	k	1	7.5	7.5
Wargrave 10k	10	k	1	6.2	6.2
Thame 10k	10	k	2	6.2	12.4
Wycombe Half Marathon	13.1	M	1	6.2	6.2
Chipping Norton	4.23	M	1	4.23	4.2
Burnham Beeches Half Marathon	13.1	M	1	13.1	13.1
Headington 10k	10	k	2	6.2	12.4
Faringdon Triathlon	8.5k		1	5.3	5.3
Harry Hawkes 8	8	M	1	8.0	8.0
Zoeterwoude Groene Hardloop 11k	11	k	2	6.8	13.7
Clarendon Way Half Marathon	13.1	M	1	13.1	13.1
Blenheim 10k	10	k	2	6.2	12.4
Henley Half Marathon	13.1	M	1	13.1	13.1
AECC Dash Back	10	k	1	6.2	6.2
Eynsham 10k	10	k	4	6.2	24.9
			<b>73</b>		<b>593.6</b>

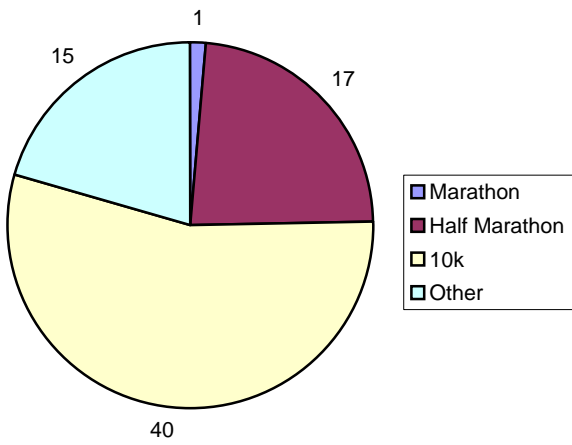
By person (> 3 races to qualify)	races	miles	pos
Phelim	11	93.4	1
Victoria	9	74.1	2
Jolyon	6	48.9	3
Chris	6	36.9	5
Julie	5	40.5	4
Stuart	5	26.7	6
Alan	4	42.4	7

Total Number of Runs	2008
Tuesdays	165
Thursdays	515

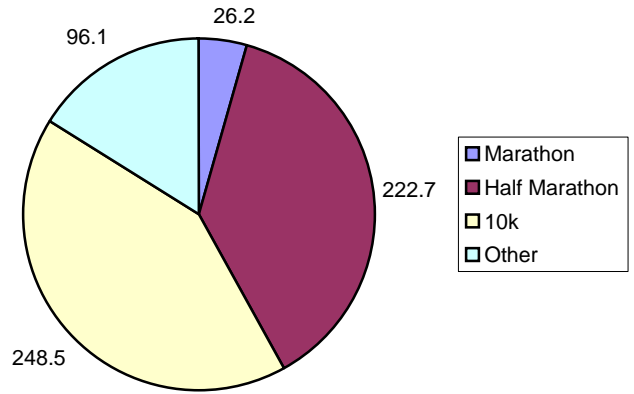
Food and Drink consumed	2008
Number of packets of crisps consumed	618
Number of portions of chips consumed	180
Number of pints of beer consumed	1030

Calories	races	Thurs	Tues	Tot
Used	59356	221493	62700	343549
Consumed		354131		

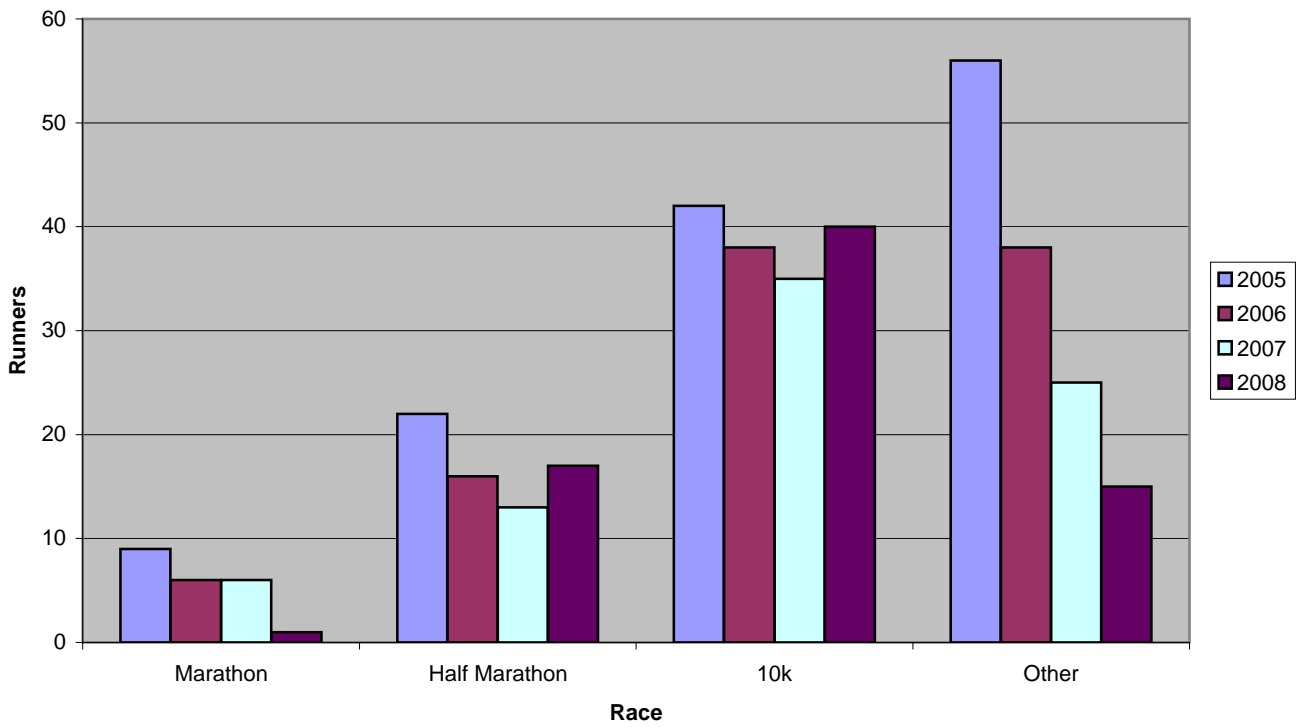
Number of runners/race type 2008



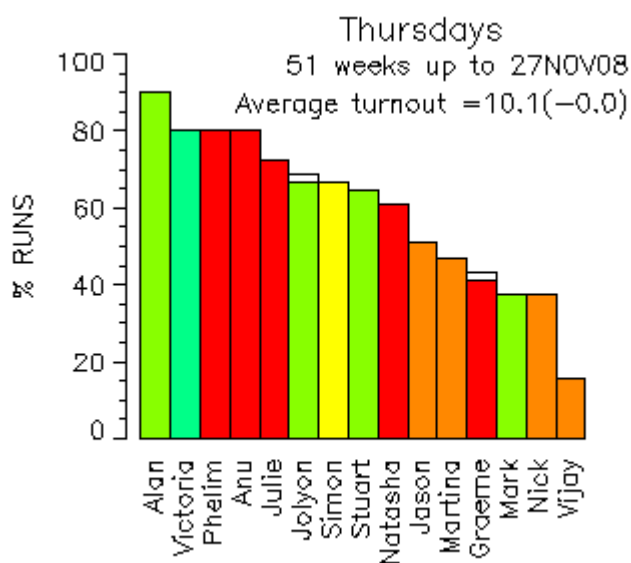
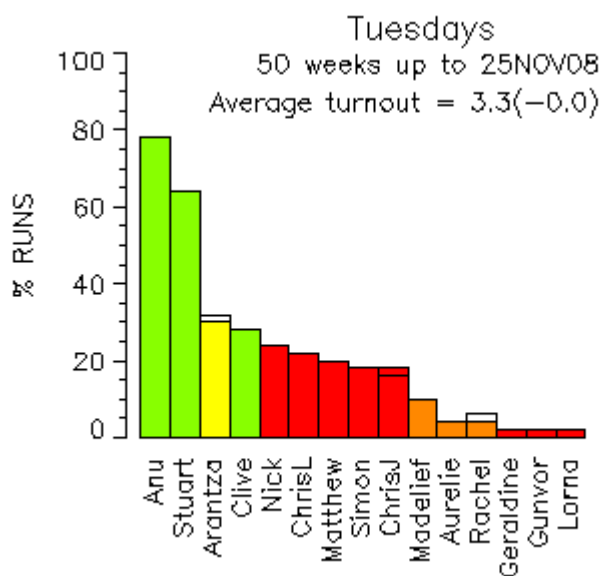
Number of miles/race type 2008



Number of runners/race type 2005-2008



## Weekly runs



## Top Handicap Runners

Simon	11
Alan	11
Phelim	11
Victoria	11
Julie	10
Jolyon	9
Jason	8
Stuart	8